

# LAPA


Design by **NUNO BRANDÃO COSTA**

## FICHA TÉCNICA TECHNICAL FILE

### T7.36B

אינטרפון למקלחת 5 דרך  
סדרה: LAPA

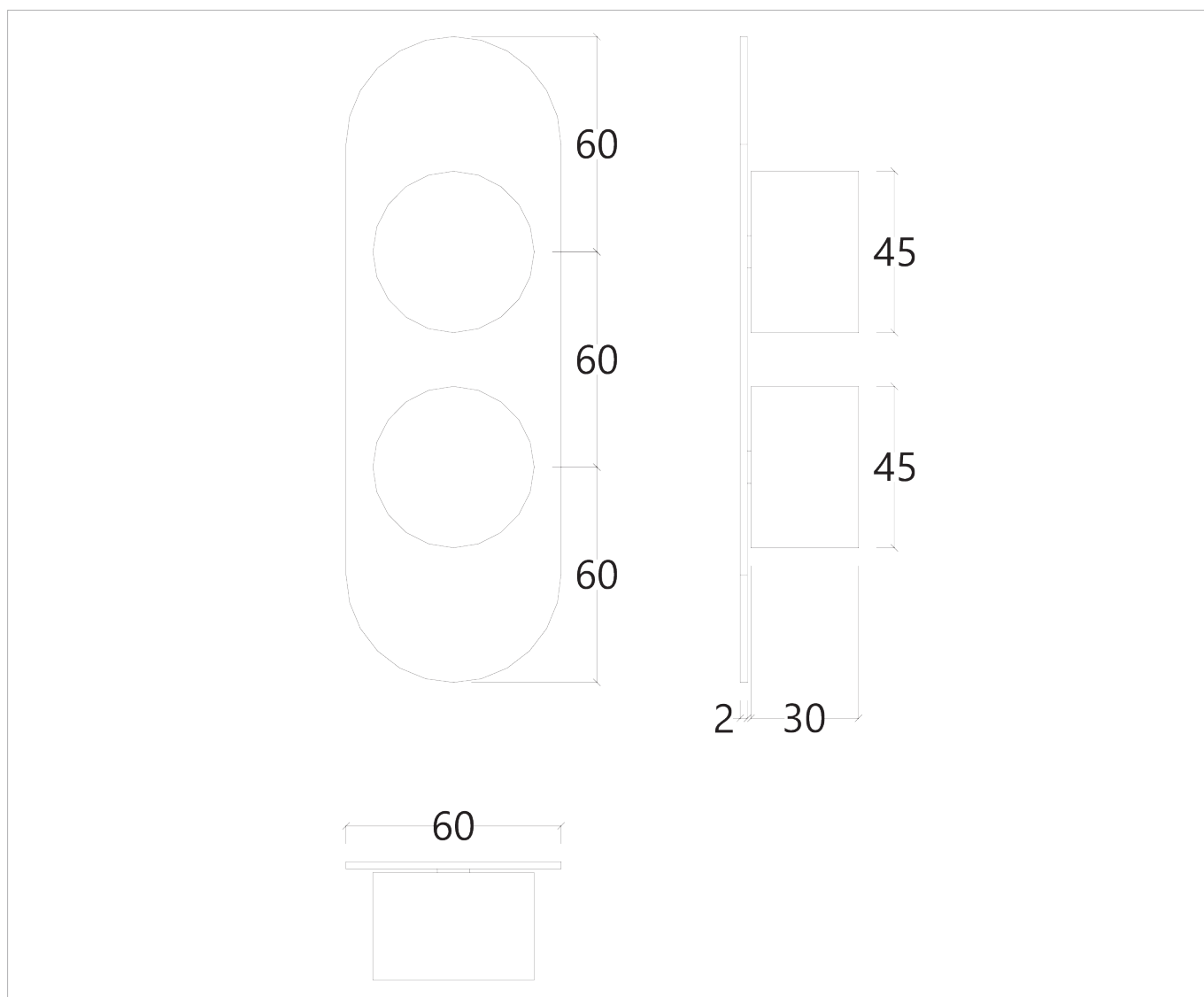
WALL MOUNTED BATHTUB/SHOWER MIXER WITH  
EASY BOX AND 3EXITS DIVERTER



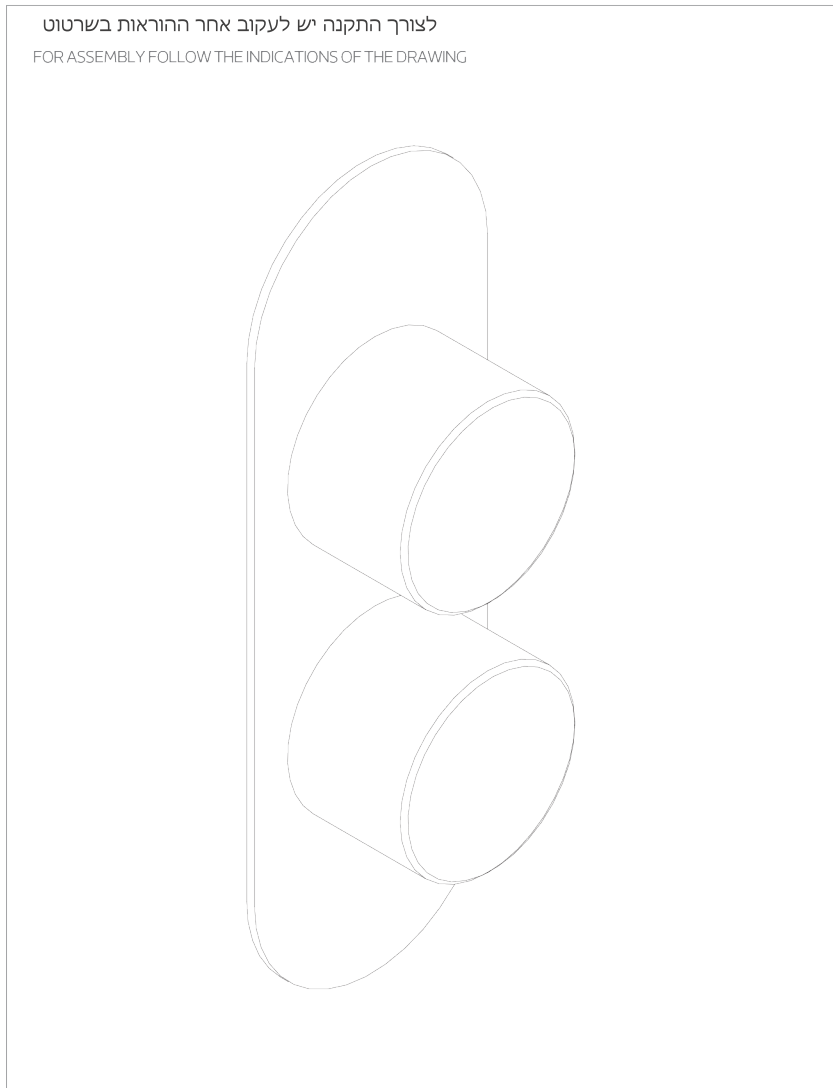
#### CARACTERÍSTICAS TÉCNICAS TECHNICAL FEATURES

- AÇO INOX ESCOVADO
- BRUSHED STAINLESS STEEL
- AISI 304
- AISI 304

#### DESENHO TÉCNICO (MEDIDAS EM MM) TECHNICAL DRAWING (MEASUREMENTS IN MM)



INSTRUÇÕES DE MONTAGEM ASSEMBLY INSTRUCTIONS



DADOS TÉCNICOS TECHNICAL DATA

Nº	REFERÊNCIA REFERENCE	מקרא: DESCRIPTION
----	-------------------------	----------------------

RECOMENDAÇÕES DE INSTALAÇÃO  
INSTALLATION RECOMMENDATIONS

- הוראות התקנה:  
לפני התקנת המוצר, משטח ההתקנה חייב להיות נקי ויבש.  
לפני התקנת המוצר, חובה לשטוף את הצנרת ביסודיות (החמים/הקרים) על מנת לנקותה מלכלוך וגופים זרים.  
לאחר התקנת המוצר מומלץ לבצע מספר שטיפות ללא מסנן או מולץ ורק לאחר מכן להרכיב חומר.  
מומלץ להתקין מסנן / פילטר מים מרכזי בכניסה של צנרת המים לבית על מנת למנוע הגעת לכלוך/חלקיקים לברזים ולמניעת בלאי מואץ.

Before installing a tap, it is good to rinse the supply pipes to remove all residues. We also recommend installing the taps with a filter. The installation of the tap must be done with the surface clean and dry. to perform the water pressure test, the taps must be open.

LIMPEZA E MANUTENÇÃO  
CLEANING AND MAINTENANCE

- הוראות ניקוי וטיפול:  
ניקוי המוצר יעשה במטלית רכה עם מים וסבון בלבד.  
אסור לנקות את המוצר בחומרי ניקוי חריפים או אמצעי ניקוי אחרים העלולים לשרוט ולפגום במוצר.  
במוצרים הצבעונים בצבעים כדוגמת שחור/לבן אסור לנקות את המוצר באלכוהול/אצטון או ממיסים אחרים.  
אחת לחודשיים מומלץ לפרק בזהירות את המסנן בעזרת המפתח המיוחד בלבד, על מנת לשטוף ולנקות את המסנן מגופים זרים, כמו כן מומלץ להשרות את המסנן בחומץ ביתי רגיל על מנת להמיס את האבנית.

Cleaning must be done with liquid soap and water. Do not use liquid detergents containing abrasive or acidic substances, abrasive sponges or disinfectants. Incorrect cleaning may permanently ruin the surface of taps.

On color finishings, do not use products containing alcohol, acetone and other solvents.

GARANTIA WARRANTY

A WE dá garantia a todos os seus produtos em caso de defeitos de fabrico, como se indica a seguir:

- Garantia de 5 anos para:  
- Defeitos de fusão ou porosidade;  
- Defeitos de cartuchos (o desgaste deste componente depende da qualidade da água);  
- Defeitos de cromagem (excluem-se defeitos causados por erros de manutenção, ver instruções de limpeza).

- Garantia de 1 ano por:  
- Defeitos de o-rings ou guarnições.  
- Defeito sobre todos os outros acabamentos.

Para poder fazer uso desta garantia, conserve a factura, juntando-a a este documento.

A garantia dá direito à substituição gratuita das partes que, por defeitos de fabrico, causem um funcionamento irregular, sempre que não tenha provocado por mau uso, erro de manutenção, instalação irregular, montagem por pessoas não qualificadas ou causas de força maior.

Os produtos defeituosos devem ser enviados para a WE com portes pagos pelo expedidor, juntando este documento de garantia e a cópia da factura de compra, onde serão imediatamente substituídos e enviados com portes suportados pela WE.

O incumprimento destas condições anulará imediatamente a garantia.

A presente garantia exclui qualquer responsabilidade sobre as consequências derivadas de defeitos de uso ou instalação dos produtos WE.

WE guarantees all its products in case of manufacturing defects, as follows:  
5-year warranty:

- Fusion or porosity defects;
- Cartridge defects (the wear of this component depends on water quality);
- Chrome plating defects (defects caused by maintenance errors are excluded, please refer to cleaning instructions).

- 1-year warranty:  
- O-rings or fittings defects.  
- Defects on remaining finishes.

In order to use this warranty, please keep the invoice and attach it to this document.

Warranty grants the right of free replacement of parts that cause an irregular operation due to manufacturing defects, in every cases in which malfunction is not caused by incorrect use, maintenance errors, irregular installation, assembly made by unqualified people or reasons of force majeure.

Defective products must be sent to WE, with shipping expenses borne by the sender – this warranty document and a copy of the purchase invoice must be attached to the package – where the products will be promptly replaced and send back with shipping expenses borne by WE

Non-compliance of this conditions will render the warranty null and void.

This warranty excludes any liabilities on the consequences arising from use or installation defects of WE products.